

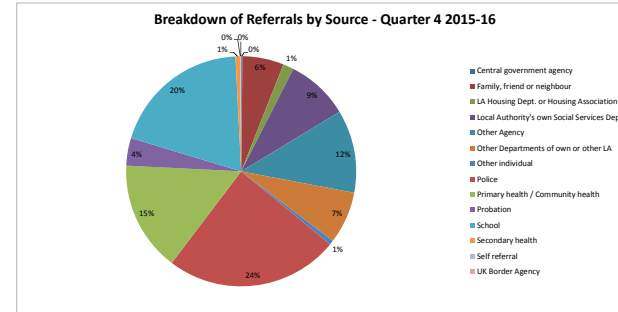
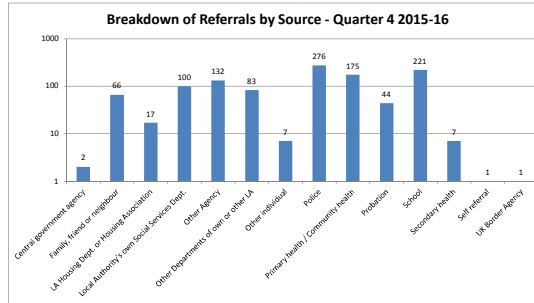
# Referrals - Quarter 4 2015-16 Summary

No. of Referrals - Quarter 4 2015-16 1,132

Source of Referral	Total	Total %
Central government agency	2	0.2%
Family, friend or neighbour	66	5.8%
LA Housing Dept. or Housing Association	17	1.5%
Local Authority's own Social Services Dept.	100	8.8%
Other Agency	132	11.7%
Other Departments of own or other LA	83	7.3%
Other individual	7	0.6%
Police	276	24.4%
Primary health / Community health	175	15.5%
Probation	44	3.9%
School	221	19.5%
Secondary health	7	0.6%
Self referral	1	0.1%
UK Border Agency	1	0.1%
<b>Grand Total</b>	<b>1,132</b>	<b>100.0%</b>

Referrals started in next quarter	11
Referrals resulting from contacts in previous quarter	5
<b>Total referrals resulting from contacts in current quarter</b>	<b>1,138</b>

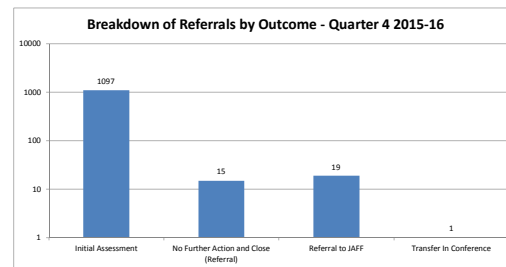
## Breakdown of Referrals by Source - Quarter 4 2015-16



Outcome of Referral	Total	Total %
Initial Assessment	1,097	96.9%
No Further Action and Close (Referral)	15	1.3%
Referral to JAFF	19	1.7%
Transfer in Conference	1	0.1%
<b>Grand Total</b>	<b>1,132</b>	<b>100.0%</b>

Referrals started in next quarter	11
Referrals resulting from contacts in previous quarter	5
<b>Total referrals resulting from contacts in current quarter</b>	<b>1,138</b>

## Breakdown of Referrals by Outcome - Quarter 4 2015-16



Month	Quarter	Quarter Total
Apr-14		339
May-14		405
Jun-14	Q1 - 2014-15	1,169
Jul-14		368
Aug-14		256
Sep-14	Q2 - 2014-15	969
Oct-14		371
Nov-14		360
Dec-14	Q3 - 2014-15	1,058
Jan-15		303
Feb-15		335
Mar-15	Q4 - 2014-15	992
Apr-15		253
May-15		286
Jun-15	Q1 - 2015-16	857
Jul-15		343
Aug-15		340
Sep-15	Q2 - 2015-16	933
Oct-15		257
Nov-15		398
Dec-15	Q3 - 2015-16	952
Jan-16		388
Feb-16		375
Mar-16	Q4 - 2015-16	1,132

## Total Referrals Over 2 Years

